

# Wash Bottle





Info.

**Material:** Low-Density Polyethylene (LDPE)

**Temperature range:** −50°C to 85°C

Wash Bottles; Screw closure/stem


Plastic wash bottles will make the job easier. Weather you are disinfecting a counter top with a cleaning solution, rinsing microscope slides or reusable laboratory equipment, cleaning the probes on a pH meter, or performing other application.

		
SKU	110250	110500
Volume	250 ml	500 ml
Diameter	60 mm.	70 mm.
Total Height	190 mm.	220 mm.
Graduation	- 200 ml - 150 ml - 100 ml - 50 ml	- 400 ml - 300 ml - 200 ml - 100 ml

Tip


Can be cut back to increase flow.

Tight fit to draw tube and closure prevents separation.



Caution

Wash bottles are not recommended for use with Acetone.





Note :

LDPE

Leakproof